

# **RHODE ISLAND COMMUNITY PROFILES 2016**

Prepared by:

**Samantha R. Rosenthal, PhD, MPH, Anna Cimini, MA & Stephen L. Buka, ScD  
Department of Epidemiology  
Brown University School of Public Health**

**On behalf of the Rhode Island State Epidemiology and Outcomes Workgroup  
[December 2016]**

## INTRODUCTION

The purpose of this report is to identify and present documentation on substance use (i.e., alcohol, tobacco, and other drugs) and mental health indicators for both adults and youth in the communities of Rhode Island as compared to the State. In particular, we focus on demographics, prevalence indicators, risk and protective factors, and consequences.

The report is designed to be used as a resource by various RI state agencies, such as the Department of Behavioral Healthcare, Developmental Disabilities and Hospitals (BHDDH); the State Epidemiological Outcomes Workgroup (SEOW); and the many community-based Substance Abuse Prevention Task Forces in RI.

It is important to note that this is a working document. The Rhode Island Community Profiles 2016 is understood to be an evolving document, to be improved and updated regularly both with additional indicators and years of data, when available.

## ACKNOWLEDGEMENTS

Thank you to SEOW membership and BHDDH staff. Funding for this report comes from the Substance Abuse and Mental Health Services Administration Award number U579SP020159.

### **The Brown University Team**

- Stephen Buka, ScD
- Samantha Rosenthal, PhD, MPH
- Anna Cimini, MA

### **Department of Behavioral Healthcare, Developmental Disabilities and Hospitals**

- Rebecca Boss, MA, Interim Director
- Elizabeth Kretchman, CPSS, Associate Administrator, Program Services and Community Engagement Unit
- Linda Barovier, CPSS, Associate Administrator, Policy and Planning
- Candace Rodgers, MPH, CHES, SPF-PFS Project Director
- Daniel Fitzgerald, Rhode Island Prevention Coordinator

**NOTE:** For the purposes of this report “New Shoreham” and “Block Island” are synonymous and “Block Island” will be referenced throughout.

*Suggested Citation:* Rosenthal SR, Cimini A, Buka SL. On behalf of the State Epidemiology and Outcomes Workgroup of Rhode Island and the Department of Behavioral Healthcare, Developmental Disabilities and Hospitals. Rhode Island Community Profiles 2016. Cranston, RI: Department of Behavioral Healthcare, Developmental Disabilities and Hospitals, 2016.

## CONTENTS OF THE PROFILE

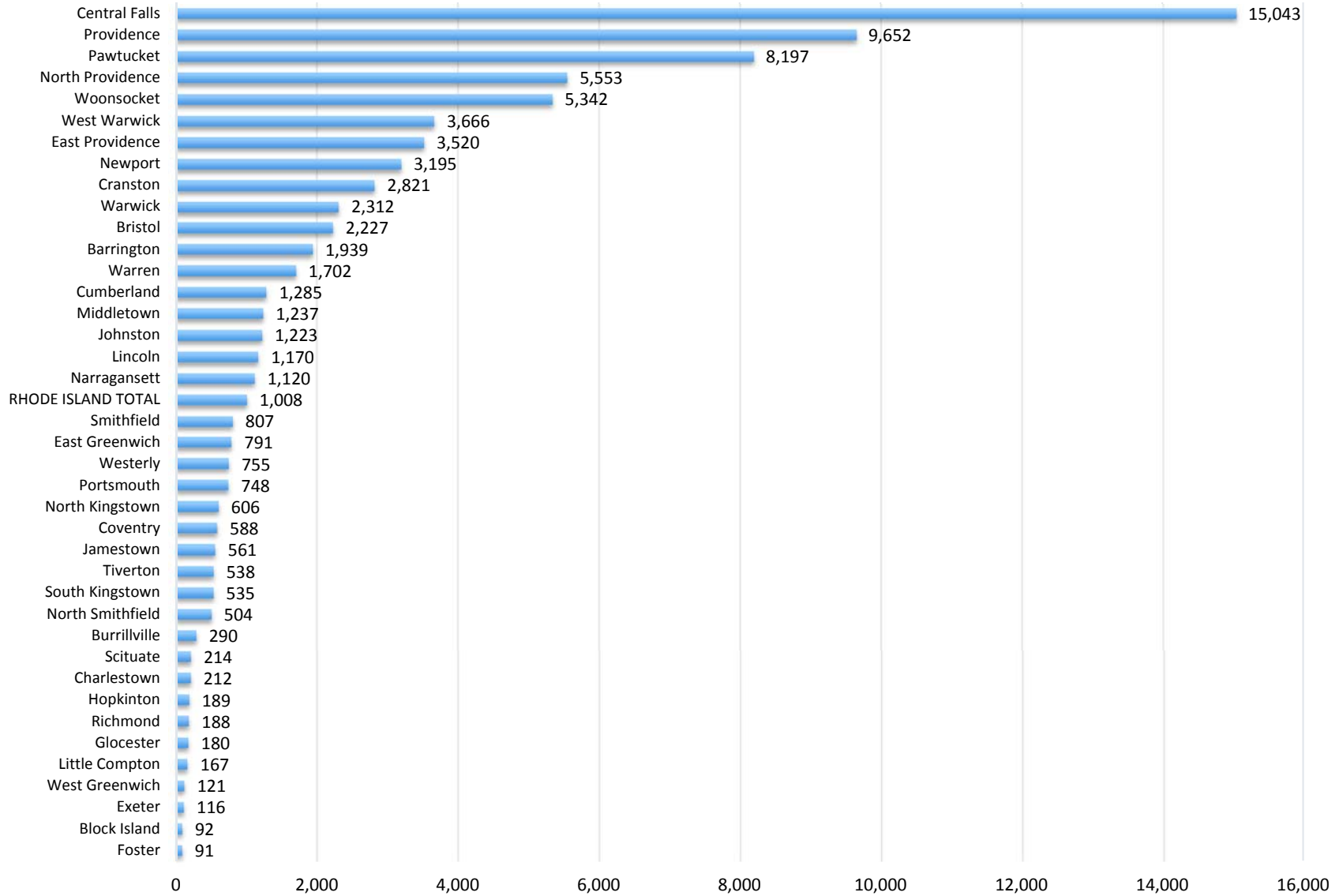
### Overall Demographics

- Population per Square Mile in Rhode Island Communities
- Gender Distribution in Rhode Island Communities
- Age Distribution in Rhode Island Communities
- Racial/Ethnic Distribution in Rhode Island Communities
- Unemployment in Rhode Island Communities
- Below Federal Poverty Level in Rhode Island Communities

### Individual Profile

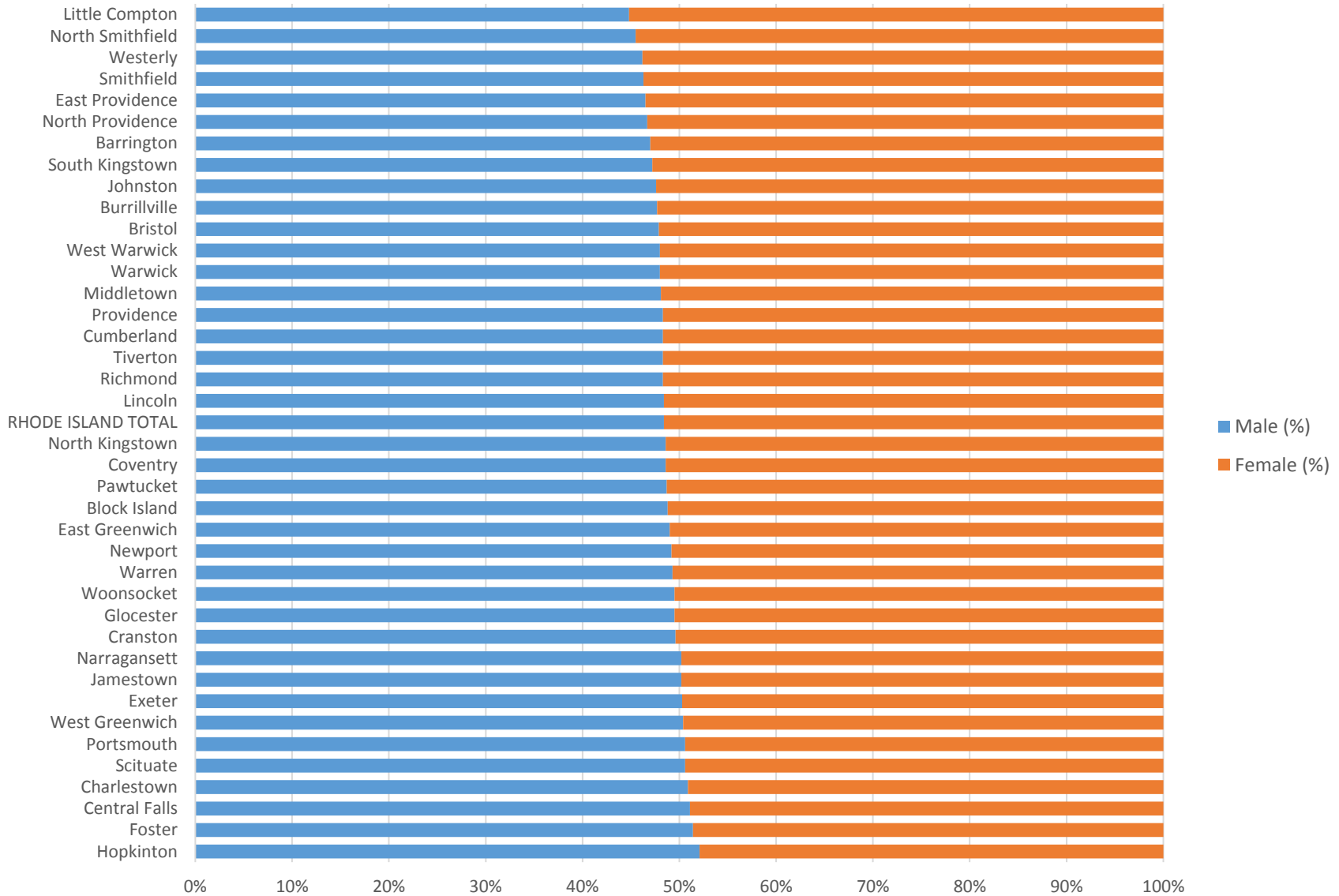
- Demographics
- Prevalence – High School
- Prevalence – Middle School
- Risk and Protective Factors
- Consequences – Overdose
- Consequences – Substance Abuse Admissions
- Consequences – Mental Health Admissions
- Consequences – Suicidality

## POPULATION PER SQUARE MILE IN RHODE ISLAND COMMUNITIES



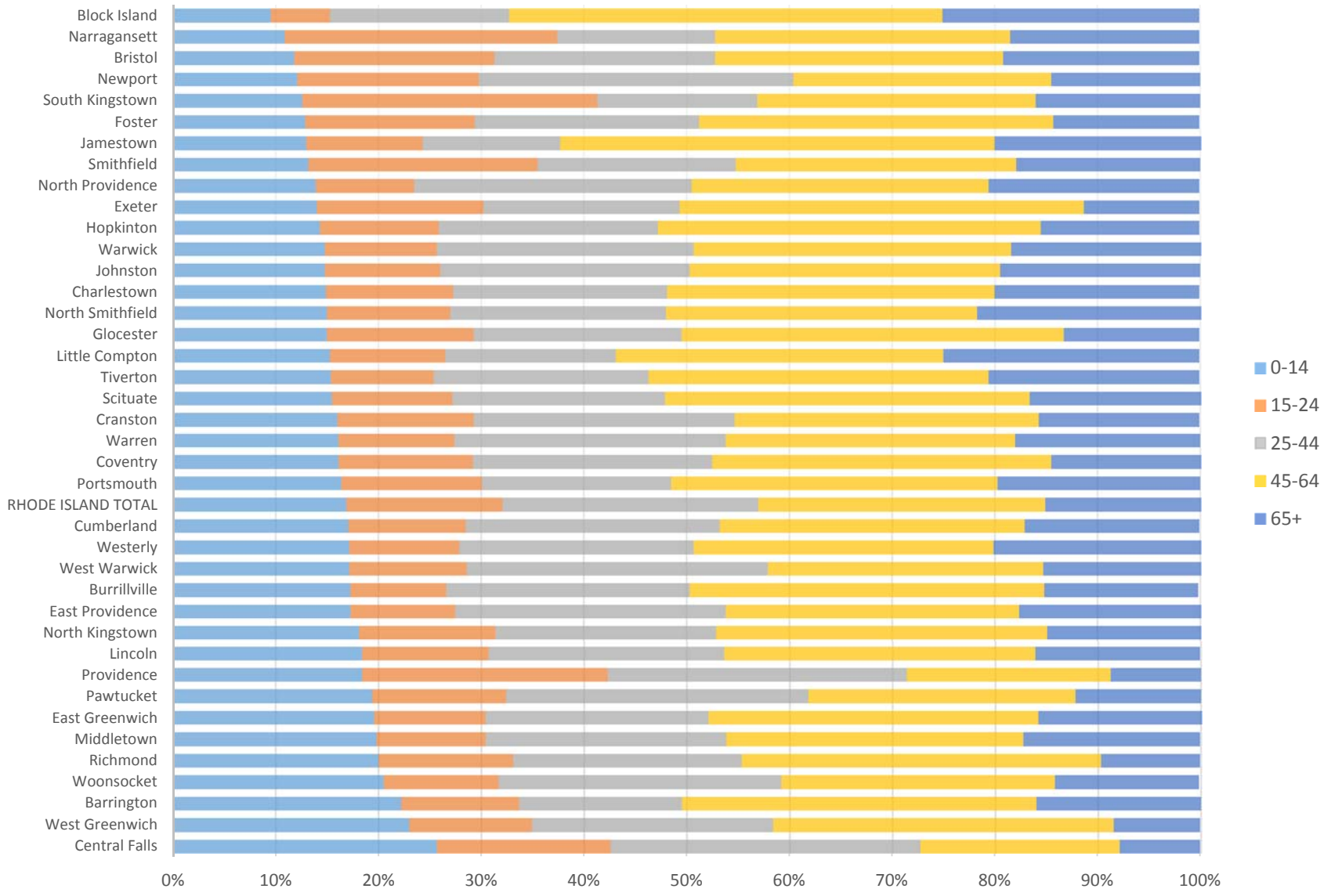
**Source:** 2014 American Communities Survey 5-Year Aggregated Estimates

## GENDER DISTRIBUTION IN RHODE ISLAND COMMUNITIES



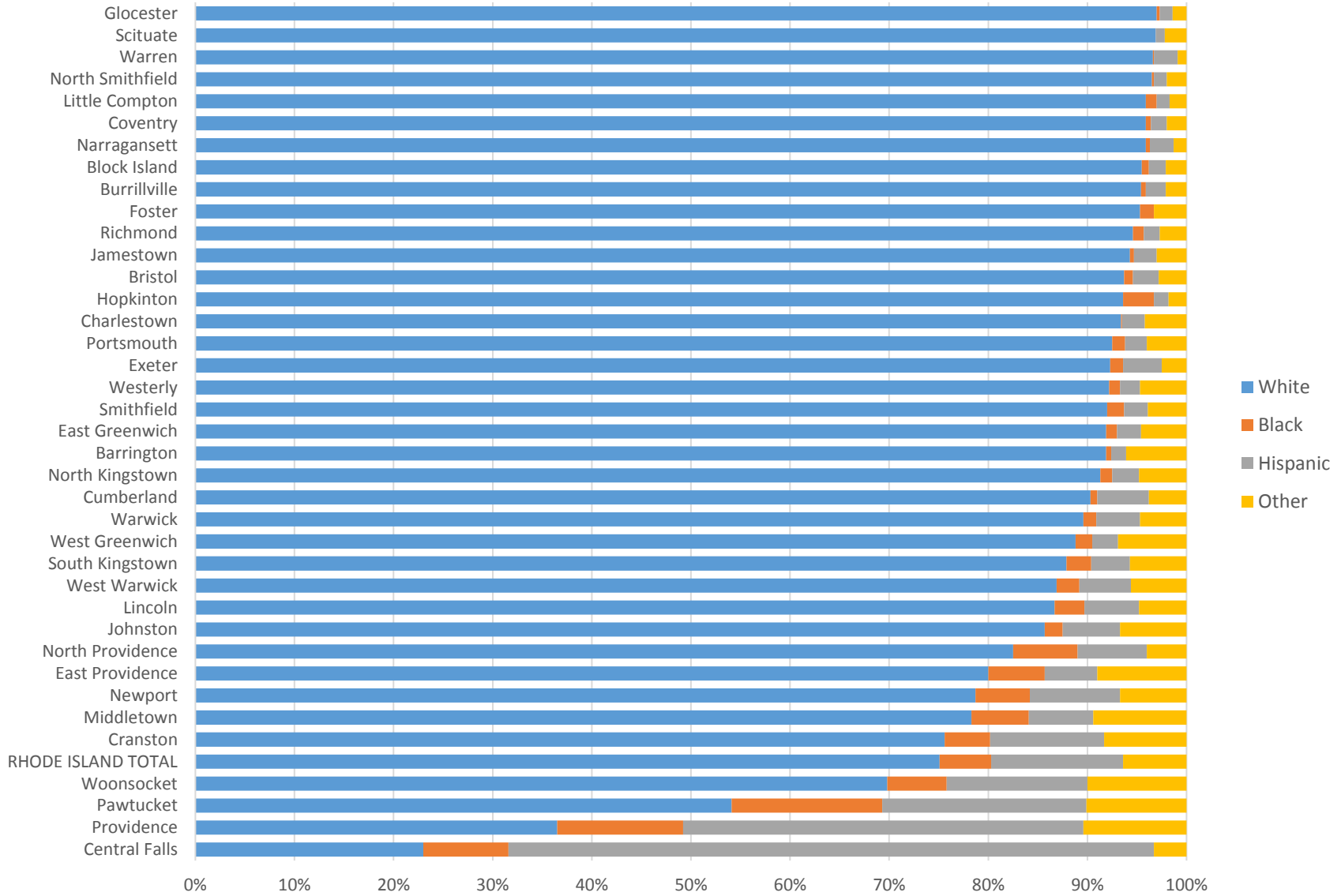
**Source:** 2014 American Communities Survey 5-Year Aggregated Estimates

## AGE DISTRIBUTION IN RHODE ISLAND COMMUNITIES



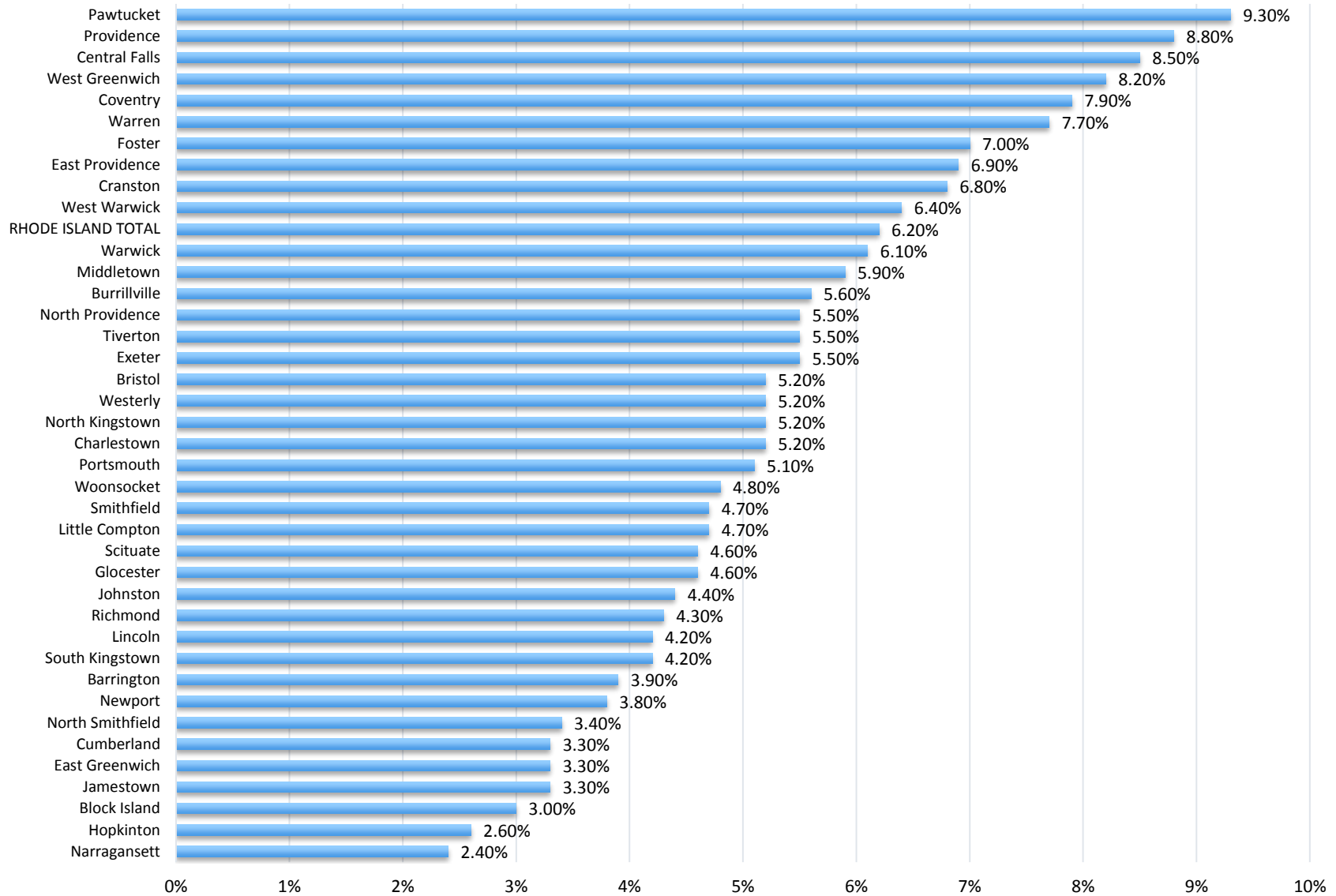
**Source:** 2014 American Communities Survey 5-Year Aggregated Estimates

## RACIAL/ETHNIC DISTRIBUTION IN RHODE ISLAND COMMUNITIES



Source: 2014 American Communities Survey 5-Year Aggregated Estimates

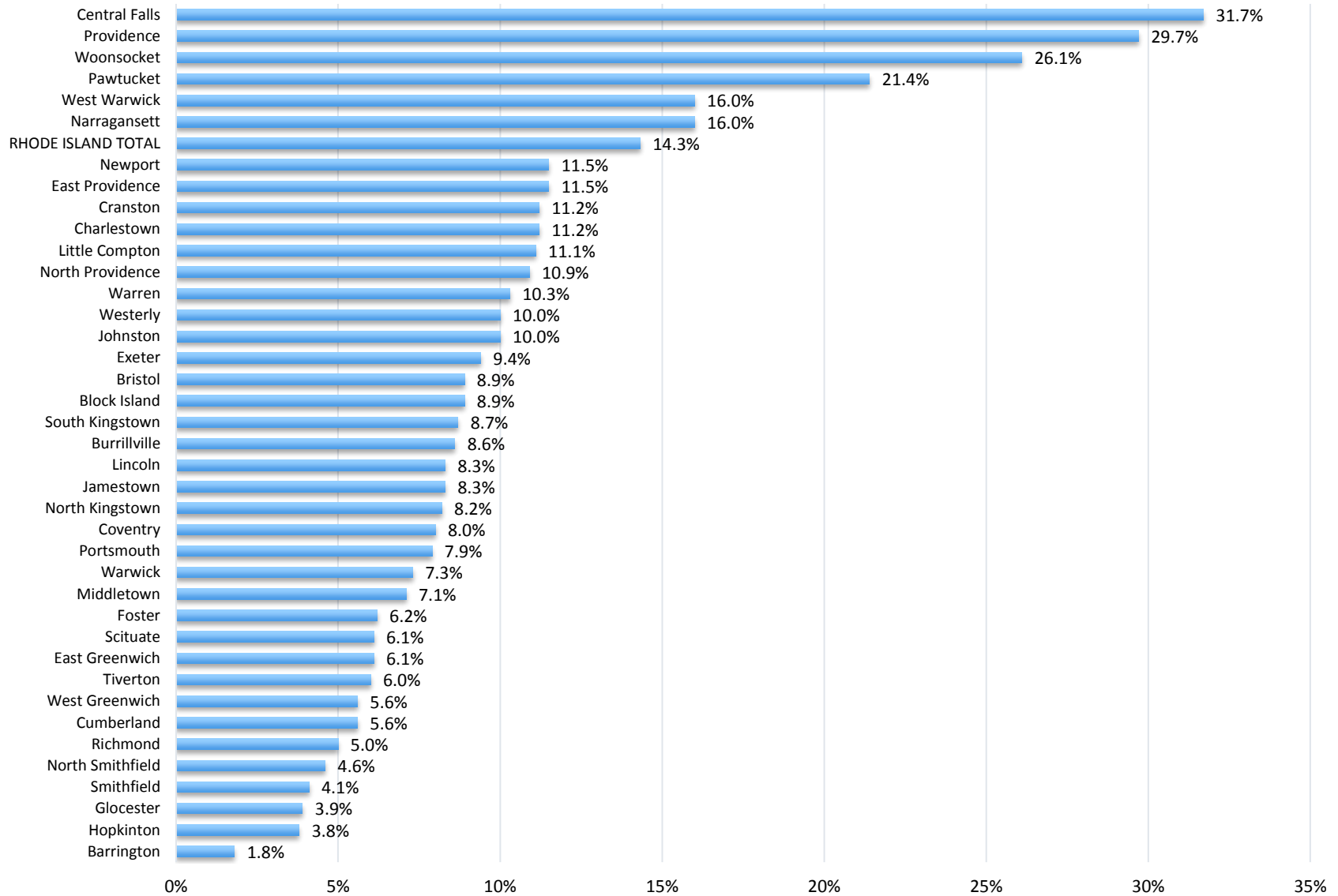
## UNEMPLOYMENT IN RHODE ISLAND COMMUNITIES



**Source:** 2014 American Communities Survey 5-Year Aggregated Estimates



## BELOW FEDERAL POVERTY LEVEL IN RHODE ISLAND COMMUNITIES



**Source:** 2014 American Communities Survey 5-Year Aggregated Estimates

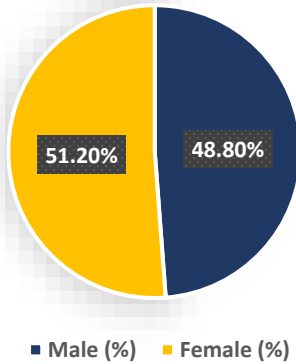
# BLOCK ISLAND

## Demographics

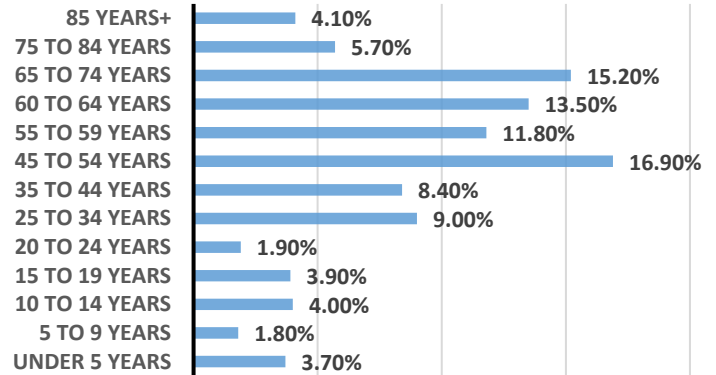
Total Population: 893

Total Households: 418

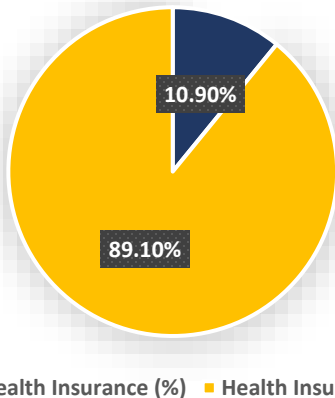
### GENDER



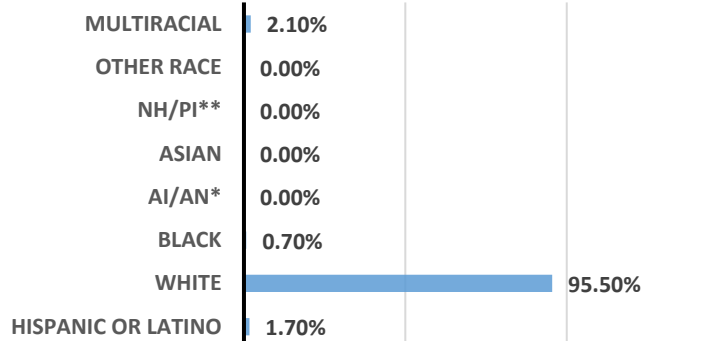
### AGE



### HEALTH INSURANCE

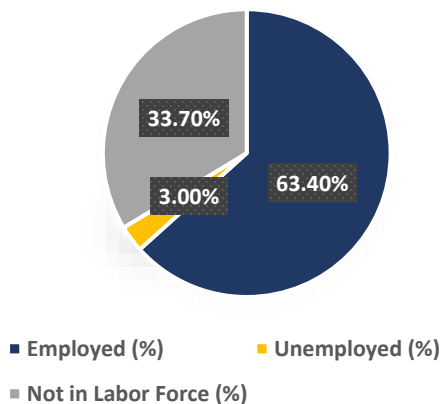


### RACE/ETHNICITY

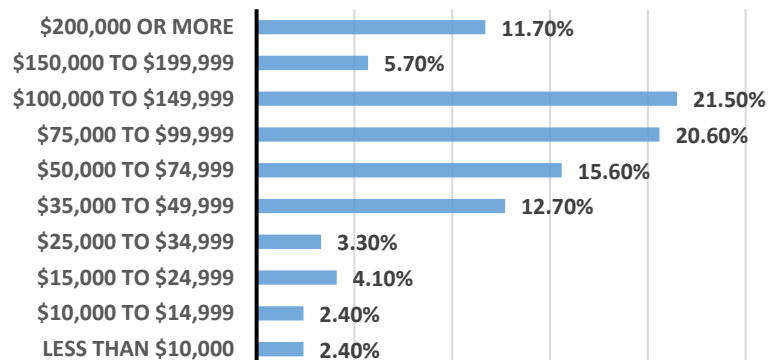


\*\*Native Hawaiian or Pacific Islander; \*American Indian or Alaska Native

### EMPLOYMENT



### ANNUAL HOUSEHOLD INCOME



**SOURCE:** All demographic variables are from 2014 American Community Survey 5-Year Aggregated Estimates

# BLOCK ISLAND

---

## Prevalence – High School

---

NO HIGH SCHOOL PREVALENCE DATA ARE  
AVAILABLE FOR BLOCK ISLAND.

# BLOCK ISLAND

---

## Prevalence – Middle School

---

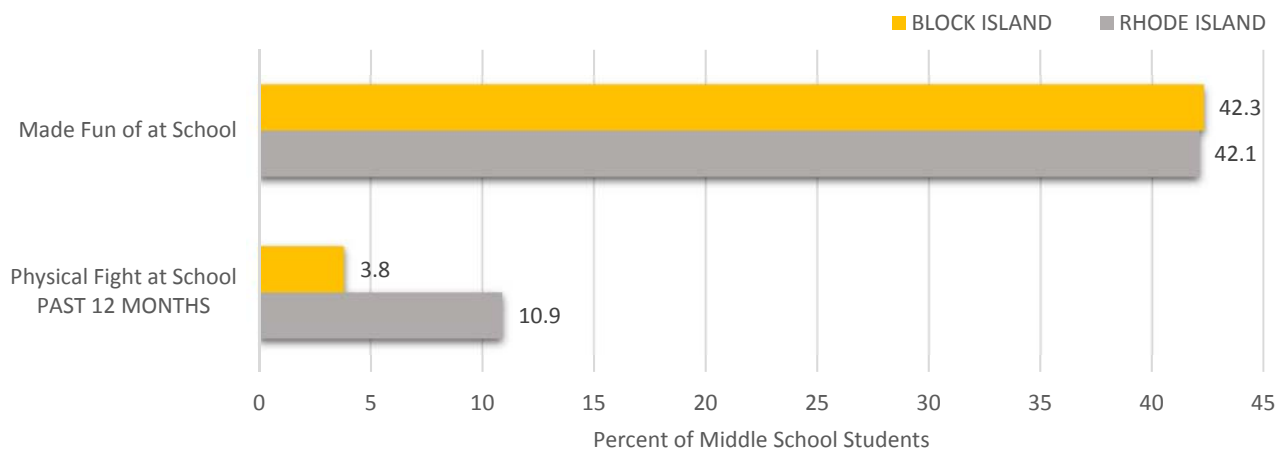
NO MIDDLE SCHOOL PREVALENCE DATA ARE  
AVAILABLE FOR BLOCK ISLAND.

# BLOCK ISLAND

## Risk and Protective Factors

NO HIGH SCHOOL RISK AND PROTECTIVE FACTOR DATA ARE AVAILABLE FOR BLOCK ISLAND.

2013-2014 Middle School Prevalence



**NOTE:** Due to changes in survey questions from year to year, trend comparisons for middle school data were unavailable.

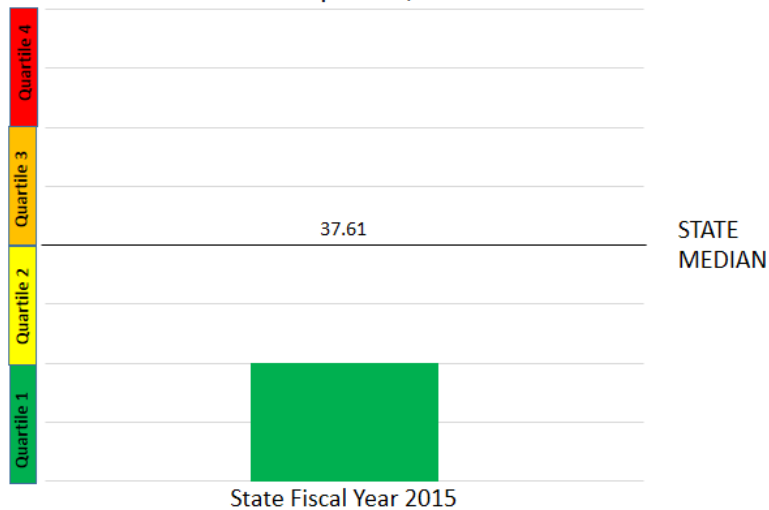
**SOURCE:** Rhode Island Department of Education SurveyWorks

# BLOCK ISLAND

## Consequences - Overdose

NO OVERDOSE RATES ARE AVAILABLE FOR BLOCK ISLAND DUE TO UNRELIABLE YEAR-ROUND AND SUMMER POPULATION ESTIMATES.

Block Island Quartiles of Adult Methadone Treatment per 10,000



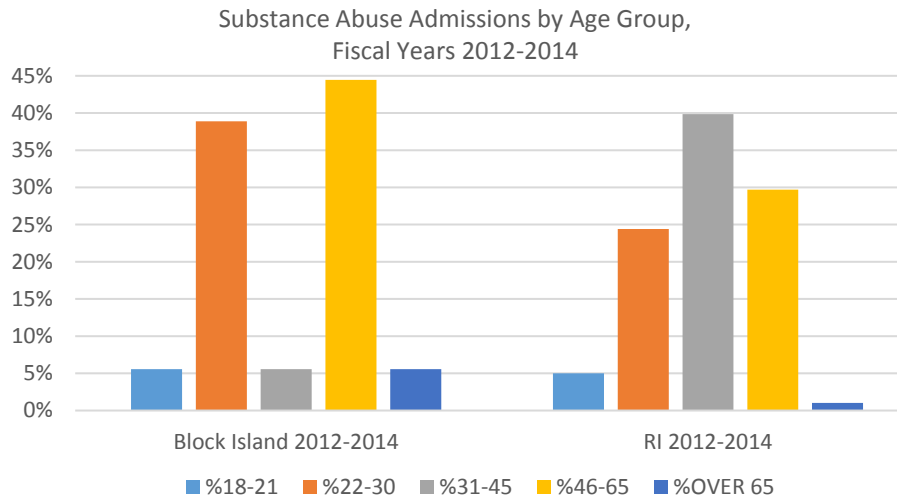
**NOTE:** Median estimate is statistically unstable (RSEs between 20 and 30%) and needs to be interpreted with caution.

**SOURCE:** Numerator – Behavioral Health On-Line Database. Denominator – 18+ population from American Community Survey 2014 5-year Aggregated Estimates

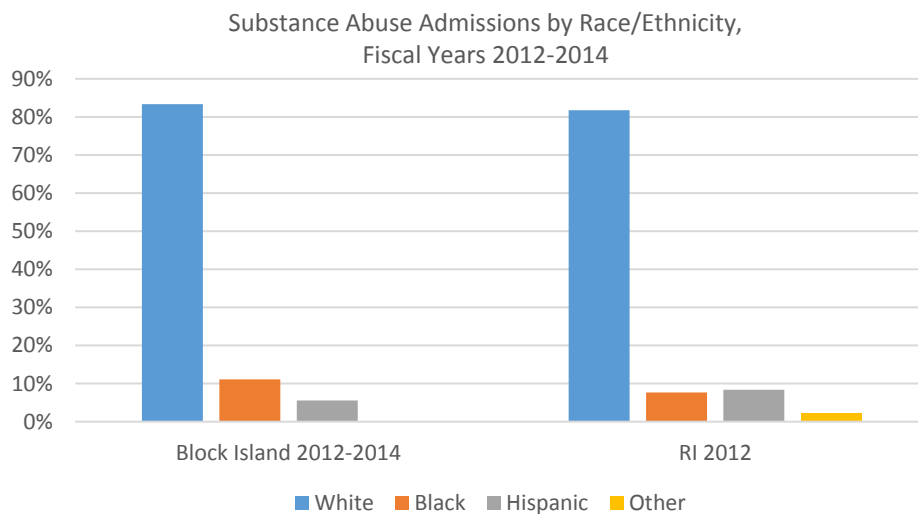
**SOURCE:** Overdose Data (RIDOH); Methadone Data (BHDDH)

# BLOCK ISLAND

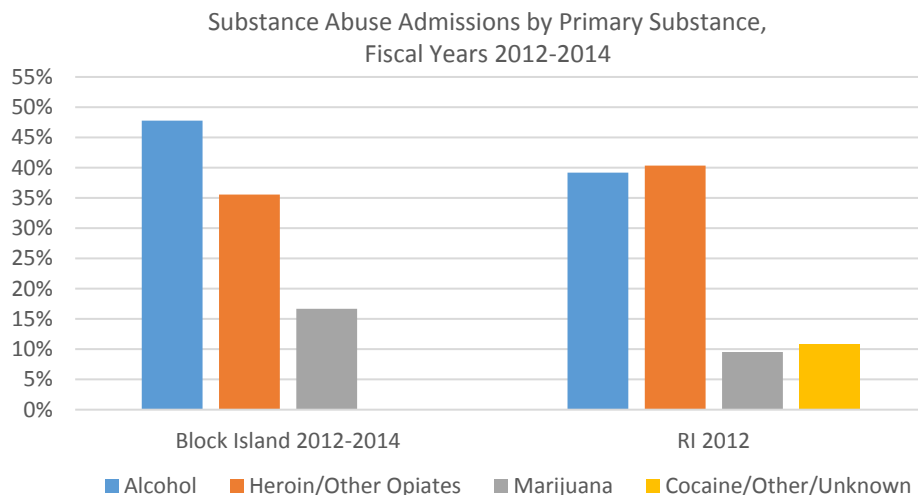
## Consequences – Substance Abuse Admissions



**NOTE:** Admissions may not be unique individuals; patients could have presented for treatment multiple times. Admissions under 18, with unknown municipality, out of state, or with unknown age were excluded.



**NOTE:** Admissions may not be unique individuals; patients could have presented for treatment multiple times. Admissions with unknown municipality, out of state, or with unknown race/ethnicity were excluded.

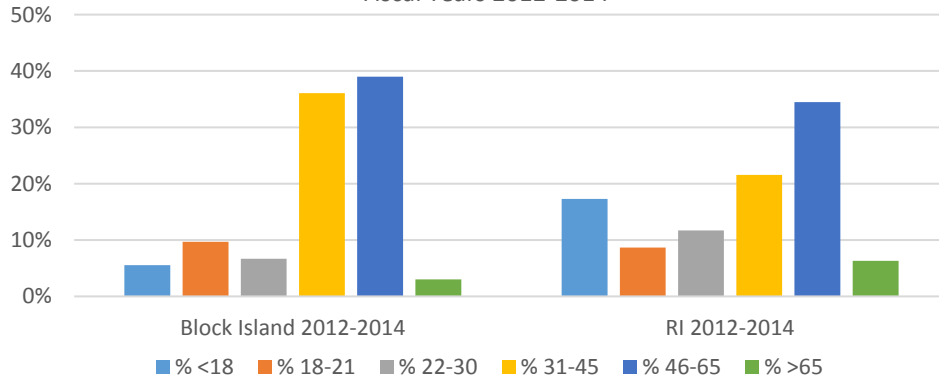


**NOTE:** Admissions may not be unique individuals; patients could have presented for treatment multiple times. Admissions with unknown municipality or out of state were excluded.

# BLOCK ISLAND

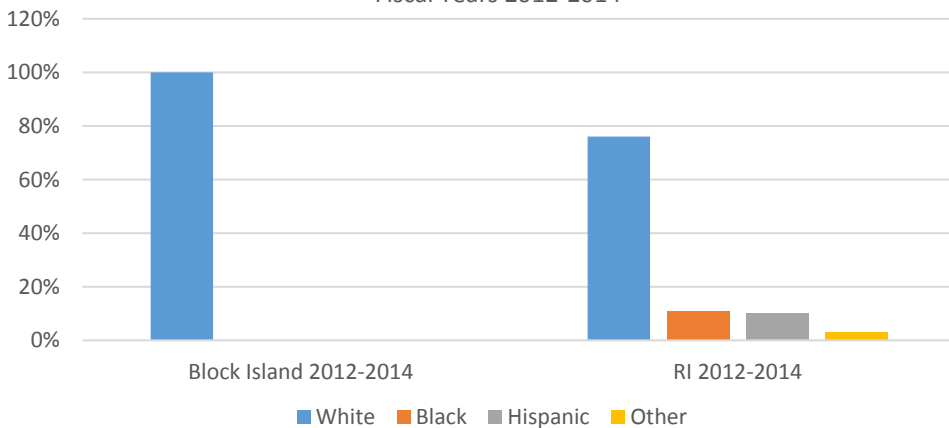
## Consequences – Mental Health Admissions

Mental Health Admissions by Age Group,  
Fiscal Years 2012-2014



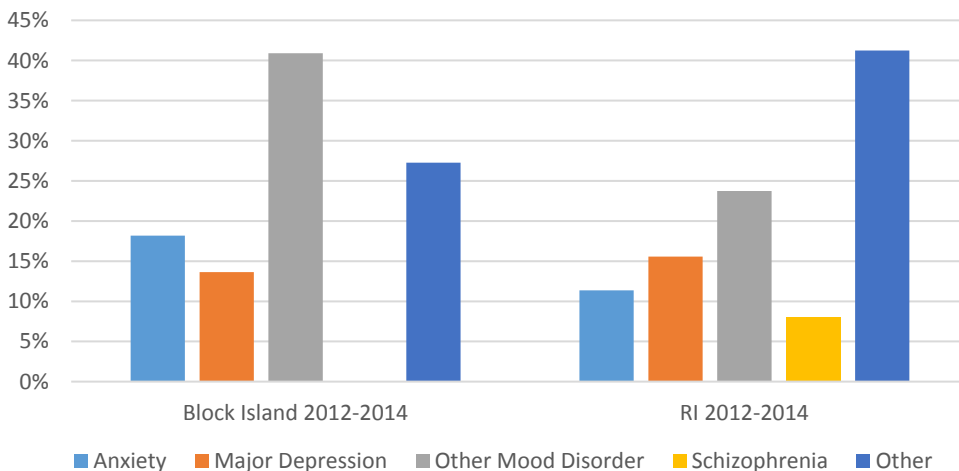
**NOTE:** Mental Health admissions may be for mental health treatment or co-morbid mental health and substance abuse treatment. Admissions may not be unique individuals; patients could have presented for treatment multiple times.

Mental Health Admissions by Race/Ethnicity,  
Fiscal Years 2012-2014



**NOTE:** Mental Health admissions may be for mental health treatment or co-morbid mental health and substance abuse treatment. Admissions may not be unique individuals; patients could have presented for treatment multiple times. Admissions with unknown race/ethnicity were excluded.

Mental Health Admissions by Primary Diagnosis,  
Fiscal Years 2012-2014



**NOTE:** Mental Health admissions may be for mental health treatment or co-morbid mental health and substance abuse treatment. Admissions may not be unique individuals; patients could have presented for treatment multiple times. Anxiety (ICD-9-CM: 300.00-02, 300.21-23, 300.29-30, 308.30, 309.21, 309.81) Major Depression (ICD-9-CM: 296.2-296.3) Other Mood Disorder (ICD-9-CM: 296.0, 296.4-296.89, 296.9, 300.4, 301.13, 311) Schizophrenia (ICD-9-CM: 295) Other (Adjustment Disorder 309.00, 309.24, 309.28, 309.30, 309.40; Attention Deficit Disorder 314; Conduct Disorder 312.80, 312.90, 313.81; Dementia 290, 293-294; Autism 299, 315; Other Psychotic Disorder 297-298; Personality Disorder 312.30-39; No diagnosis or Unknown)



# BLOCK ISLAND

---

## Consequences – Suicidality

---

NO HIGH SCHOOL NOR MIDDLE SCHOOL  
SUICIDALITY DATA ARE AVAILABLE FOR  
BLOCK ISLAND.